

Research article

The CRASH trial protocol (Corticosteroid randomisation after significant head injury) [74459797]

The CRASH trial management group, on behalf of the CRASH trial collaborators

Address: CRASH Co-ordinating Centre, FREEPOST LON 14211, London, WC1B 3BR, UK.

E-mail: crash@lshtm.ac.uk

Published: 11 June 2001

BMC Emergency Medicine 2001, 1:1

This article is available from: <http://www.biomedcentral.com/1471-227X/1/1>

(c) 2001 The CRASH trial management group, on behalf of the CRASH trial collaborators

Received: 16 March 2001

Accepted: 11 June 2001

Abstract

Background: Worldwide, millions of people are treated each year for significant head injury. A substantial proportion die, and many more are disabled. If short term corticosteroid infusion could be reliably shown to reduce these risks by just a few percent then this might affect the treatment of a few hundred thousand patients a year, protecting thousands from death or long term disability.

Study design: CRASH is a large simple, placebo-controlled trial of the effects of a 48-hour infusion of corticosteroids on death and on neurological disability, among adults with head injury and some impairment of consciousness. Head injured patients with impaired consciousness who are judged to be 16 years or older are eligible if the responsible doctor is, for any reason, substantially uncertain whether or not to use corticosteroids.

Organisation: The CRASH trial will determine reliably the effects on death and disability of a short corticosteroid infusion following significant head injury. To detect or refute improvements of only a few percent in outcome, many thousands of acute head injury patients must be randomised between control and steroid infusions. Such large numbers will be possible only if hundreds of doctors and nurses can collaborate in the participating emergency departments. Since they are busy, and working in emergency situations, the trial involves them in almost no extra work: no special investigations or changes to usual management are required, and data collection is absolutely minimal. The trial is on-going and new collaborators are welcome. Further information about the trial is available at www.crash.lshtm.ac.uk

Background

Corticosteroids in head injury

Worldwide, some millions of people are treated each year for serious head injury, of whom close to a million die, and a similar number are disabled [1], often with profound effects on the subsequent quality of life of the affected individuals and their carers [2]. If a treatment as simple as short term corticosteroids produces just a moderate benefit, this could be worthwhile. For exam-

ple, if corticosteroids reduced the risk of death by just 2% (e.g. from 15% to 13%), and reduced the risk of permanent disability by a similar amount, then treatment of 500,000 patients would avoid 10,000 deaths and prevent 10,000 permanent disabilities. But, such a benefit would be impossible to demonstrate reliably without large scale randomised evidence. If, for example, 10,000 patients were randomly allocated to receive a corticosteroid infusion and 10,000 a placebo infusion, then a re-

duction from 15% to 13% dead should be detectable - and a reduction from 15% to 12% would certainly be detectable. By contrast, a trial involving only 2,000 patients would probably miss such differences.

So far, all of the randomised trials of corticosteroids in head injury have been small: the largest included only a few hundred patients, and even in aggregate they have involved only about 2,000 patients (Table 1) [3]. When all previous trials are combined, the risk of death in the corticosteroid treated group appears to be about 2% lower than in the control group, but the 95% confidence interval runs from 6% lower to 2% higher mortality. (This overall reduction from 39% dead to 37% dead corresponds to an 'odds ratio' of 0.91, with 95% confidence interval 0.74 to 1.12; the corresponding odds ratio for death or disability in those trials is 0.90, with 95% confidence interval 0.72 to 1.11.) Hence, the overall result from the previous trials is compatible with there being no real benefit, but it is also easily compatible with a benefit of a few percent. However, the existing trials are too small to demonstrate or to refute either possibility.

Table 1: Aggregate mortality results from 13 randomised trials of steroids in head injury published before 1997

	Steroid	Control
No. of patients	1,061	1,087
No. who died	396 (37%)	422 (39%)

Absolute benefit of steroids 2%, indicating 1 death prevented for every 50 patients treated: but these previous trial results are also statistically compatible with there being no real benefit at all (or even a small hazard).

Corticosteroids in spinal injury

Recent evidence of benefit from corticosteroids in acute spinal cord injury has renewed interest in their possible role in brain injury. The Second US National Acute Spinal Cord Injury Study (NASCIS 2) compared 24 hours of methylprednisolone (MP) vs placebo in 333 patients with acute spinal cord injury [4]. At six months, patients who had received steroids rather than placebo appeared to have greater improvement in motor function, and in sensation to pinprick and touch. Similar results were reported in a Japanese trial of the same regimen [5]. Recent trials of MP in acute spinal cord injury have indicated slightly more neurological recovery with 48 than with 24 hours of treatment [6].

Dose selection

Post-traumatic neuronal degeneration can involve lipid peroxidation [7], and in cats [8,9] and mice [10] this can be inhibited by methylprednisolone [11], with 30 mg/kg needed for maximal effect. The dose of steroid used in previous head injury trials was, however, much lower than this [3], and so a trial of the early administration of methylprednisolone in doses that are high enough to inhibit lipid peroxidation may produce slightly greater treatment effects than those in Table 1. The CRASH trial has therefore been designed to determine reliably:

- the effects of high dose corticosteroid infusion on death and on disability following significant head injury, and
- the effects of such infusion on the risk of infection and of gastro-intestinal bleeding in this setting.

Study design

Summary

CRASH is a large simple, placebo-controlled trial of the effects of a 48-hour infusion of corticosteroids on death and on neurological disability, among adults with head injury and some impairment of consciousness. Head injured patients with impaired consciousness who are judged to be 16 years or older are eligible if the responsible doctor is, for any reason, substantially uncertain whether or not to use corticosteroids. Numbered drug or placebo packs will be available in each participating Emergency Department. Randomisation involves calling a 24 hour free phone service. The call should last only a minute or two, and at the end of it the service will specify to the caller which numbered treatment pack to use. The drug or placebo in the pack is made up in saline and, following a one-hour loading dose, is infused over 48 hours (or as close to 48 hours as possible). No extra tests are required, but a short form must be completed 2 weeks later (or after prior death or discharge).

Number of patients needed

Two main factors determine the number of patients needed in a trial. These are the estimated event rate, and the size of the treatment effect.

Estimated event rate: In a recent multi-centre randomised trial in head injury using inclusion criteria similar to those in the CRASH trial, the overall risk of death among controls was 15%, with the risk of unfavourable outcome (dead, unfit for work or needing rehabilitation) being 43% [12]. This trial is one of the most recent randomised trials of corticosteroids in head injury and it would be reasonable to expect a similar risk of unfavourable outcome in the CRASH trial.

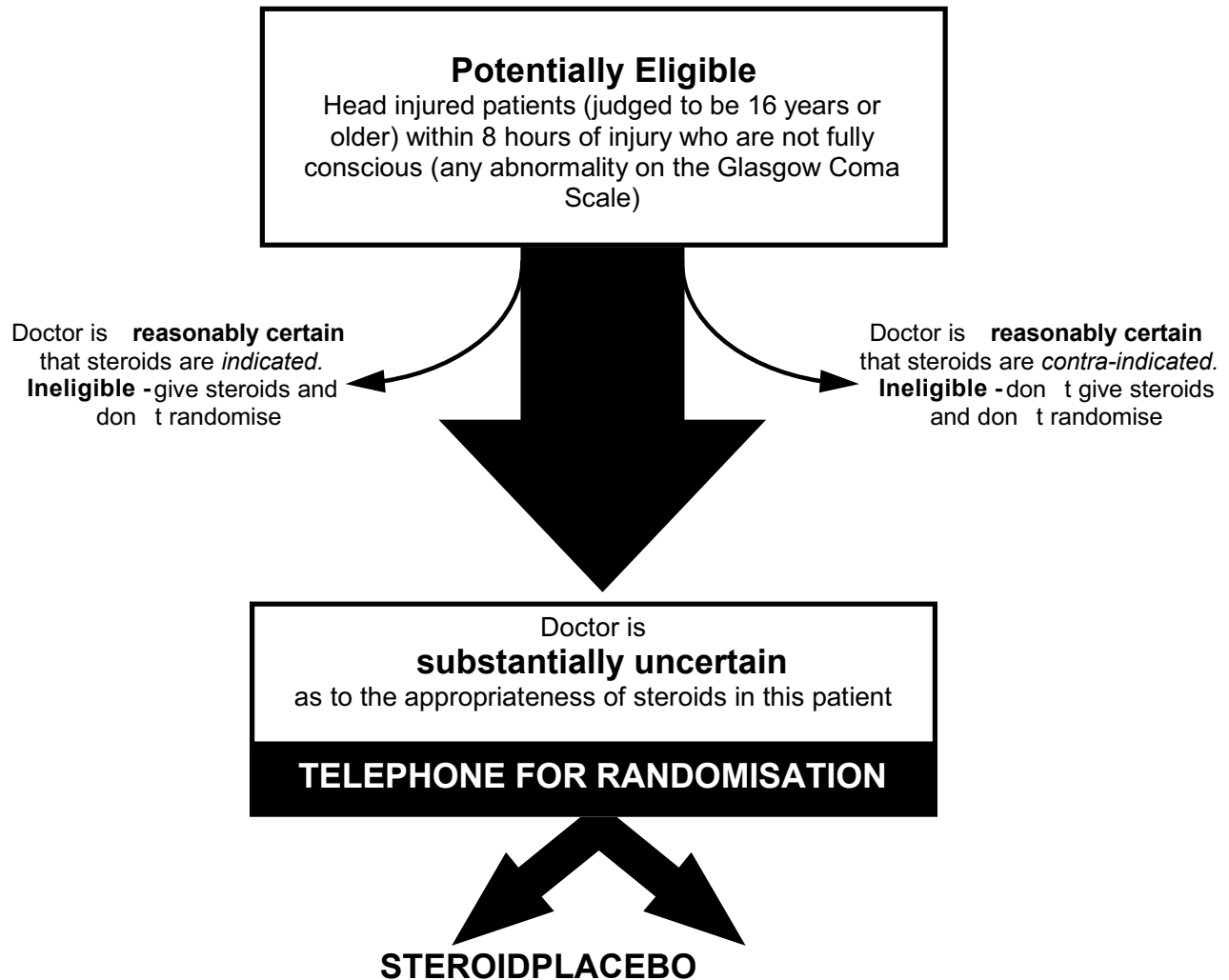


Figure 1

Size of treatment effect that should be detectable: Because even a 2% survival advantage for an intervention as simple and widely practicable as corticosteroids would represent a worthwhile benefit, the current trial has been planned to be able to detect a benefit of this size.

Numbers needed: If the real mortality difference is 15% vs 13% then there is about a 65% chance that a trial involving 10,000 patients will achieve $2P < 0.01$, and a 95% chance that a trial involving 20,000 patients will do so. These calculations assess how well the trial is protected against an unfavourable play of chance. If however, as might well be the case, the actual results are not much

distorted by the play of chance and involve 15% vs 13% mortality then a trial of 10,000 would yield $2P = 0.004$, and a trial of 20,000 would yield $2P = 0.00004$ (which is extreme enough to allow some exploratory sub-analyses of which types of patient seem most likely to benefit).

Eligibility

- Head injured patients (judged to be 16 years or older) within 8 hours of injury who are not fully conscious (any abnormality on the Glasgow Coma Scale), except those for whom corticosteroids are thought to be clearly indicated or contra-indicated.

All head injured patients who - in the absence of sedation - are observed whilst in hospital to have GCS of 14 or less, and are within 8 hours of the injury, are eligible for trial entry if they appear to be at least 16 years old. Although entry is allowed up to 8 hours from injury, the earlier that patients can be treated the better.

There are no other pre-specified exclusion criteria, as the fundamental eligibility criterion is the responsible doctor's "uncertainty" whether or not to use corticosteroids in a particular adult with head injury (Figure 1) [13]. Patients for whom there is considered by the responsible doctor to be a clear indication for corticosteroids (such as, perhaps, those who also have an acute spinal cord injury) should **not** be randomised. Likewise, any for whom there is considered to be a clear contraindication to corticosteroids should **not** be randomised. But, all those for whom the responsible doctor is substantially uncertain as to whether or not to give corticosteroids are eligible for randomisation, and as many such patients as possible should be considered for the trial.

Heterogeneity of the types of patients entering such a trial is a scientific strength, not a weakness. If a wide range of patients are randomised then it may be possible for a really big trial such as this one to help determine which (if any) particular types of patient are most likely to benefit from treatment. *Special eligibility considerations:* None. Routine exclusion of patients with gastrointestinal complaints or pregnancy is unnecessary, unless the responsible doctor considers these to be a definite contraindication. This short term corticosteroid regimen should not cause serious gastrointestinal bleeding, nor should it cause a large increase in infection. Although prolonged use of corticosteroids in pregnancy may affect fetal adrenocortical development, this short term treatment should not do so.

Consent

Patients with head injury and impaired consciousness may be unable to give properly informed consent, and in this emergency situation it may not be medically appropriate to delay the start of treatment until proxy consent can be obtained. Hence, the doctor in charge should take responsibility for entering such patients, just as they would take responsibility for choosing other treatments. However, the requirements of the relevant ethics committee should be adhered to at all times. An information leaflet on the study for patients and their friends and relatives will be available in all drug packs.

Randomisation

Patients eligible for inclusion should be randomised, and the study treatment started, as soon as possible. Randomisation is done by telephoning a 24-hour toll-free

service and takes only about two minutes. The patient entry form (Figure 2) shows the questions that will be asked by the telephone operator prior to allocation of the treatment packs. The study computer will then randomly assign a treatment pack number that will identify one of the CRASH treatment packs stored in the emergency department. Once a patient has been randomised, we will definitely wish to learn the outcome in hospital, even if the trial treatment gets interrupted or is not actually given.

Study treatment [Table 2]

Each CRASH treatment pack contains:

- 11 × 2 g vials of methylprednisolone (MP) or placebo
- 1 × 20 mL sterile water for injection (for use with the loading dose)
- 1 × 100 mL bag of 0.9% NaCl (for use with the loading dose)
- CRASH stickers (for attaching to infusion bags and patient notes)
- Patient information leaflet and early outcome forms

Loading

2 g MP (or matching placebo) over 1 hour in 100 mL infusion:

1. Add 20 mL water for injection to *one* 2 g vial and mix well
2. Add contents of vial to the 100 mL bag of 0.9% NaCl provided
3. Infuse over one hour

Daily Maintenance

0.4 g/hour for about 24 hours in 20 mL/hour infusion (MP or matching placebo):

1. Remove 100 mL from a 500 mL bag of 0.9% NaCl (to make room for the steroid)
2. Add 20 mL water for injection to each of *five* 2 g vials and mix well
3. Add all five (about 100 mL) to the 500 mL bag of 0.9% NaCl
4. Infuse at 20 mL/hour for about 24 hours
5. Repeat for maintenance day 2

N.B. As children under 16 are excluded, a simple fixed-dose treatment can be used. The dosing regimen is that used in the NASCIS-2 and NASCIS-3 trials of MP in acute spinal cord injury.

Table 2: Drug or placebo treatment regimen

Treatment	Vials	Dose (MP or placebo)
Loading	1	2 g over 1 hour
Day 1	5	0.4 g/hour for ~ 24 hours
Day 2	5	0.4 g/hour for ~ 24 hours

Unexpected adverse events

Anaphylactic reactions to intravenous corticosteroids are extremely rare, but should be treated in whatever way the responsible doctor prefers (one possibility being intra-muscular adrenaline 0.5 mg, i.e. 0.5 mL of 1 in 1,000 (1 mg/mL) solution) [14]. It would be expected that 24-hour anaesthetic cover would be available in all hospitals participating in CRASH. If a serious and unexpected adverse drug reaction occurs and is suspected to be related to the study medicine, this should be logged by calling the 24-hour randomisation service, who will inform the CRASH co-ordinating Centre in London.

In general, gastro-intestinal bleeds and infections do not need to be reported in this way because some increase in their incidence might be expected with steroids. Likewise, the various medical events that are to be expected in head injured patients do not need to be reported by telephone. All such events are, however, routinely monitored among all patients on the outcome form.

'Unblinding' the allocated treatment in an emergency

In general there should be no need to unblind the allocated treatment. If some contra-indication to corticosteroids develops after randomisation (e.g. severe gastro-intestinal bleeding), the trial treatment should simply be stopped. Unblinding was never found to be necessary in the NASCIS trial of MP in spinal cord injury [4], and should be done only in those rare cases when the doctor believes that clinical management depends importantly upon knowledge of whether the patient received corticosteroid or placebo (e.g. suspected anaphylaxis). In those few cases when urgent unblinding is considered necessary, the randomisation service should be telephoned, giving the name of the doctor authorising unblinding and the CRASH treatment pack number (if available), and the caller will then be told whether the patient received corticosteroid or placebo.

Measures of outcome

The primary outcome measures are:

- Death from any cause within two weeks of injury
- Death or dependence at six months

In-hospital deaths, complications and short-term recovery are to be recorded on the Early Outcome Form (Figure 3) which can be completed entirely from the hospital notes - no extra tests are needed.

Long term recovery will be assessed at six months using the Glasgow Outcome Scale (GOS), which assesses disability and handicap in major areas of life. The GOS will be administered by a postal questionnaire (Figure 4), completed by a patient or carer, or by telephone interviews. (This does not involve any additional work for collaborating hospitals.)

Analysis

Comparisons will be made of the primary outcome measures, comparing all those allocated methylprednisolone versus all those allocated placebo, on an 'intention to treat' basis. Analyses will be stratified on time from injury to the initiation of treatment, and on severity of head injury as assessed by the Glasgow Coma Scale. Comparisons will also be made of the risks of infection and gastrointestinal bleeding.

Organisation

The independent Data Monitoring Committee will conduct interim analyses of mortality and morbidity among all trial participants. It will advise the Steering Group if the randomised comparisons in the trial provide both (i) proof beyond reasonable doubt of a difference in outcome between the study and control groups, and (ii) evidence that would be expected to alter substantially the choice of treatment for patients whose doctors are, in the light of the evidence from other randomised trials, substantially uncertain whether to give corticosteroids to patients with head injury [15].

Collaborators' responsibilities

Co-ordination within each participating hospital will be through a local collaborator who will:

- Discuss the trial with medical, neurosurgical and nursing staff who see trauma patients and ensure that they remain aware of the trial and its procedures (there are wall charts, pocket summaries and a set of slides to assist with this)
- Ensure that adults with acute head injuries are considered promptly for the trial

- Ensure that the early outcome forms are completed

Co-ordinating Centre responsibilities

- Provide study materials and a 24-hour randomisation (and unblinding) service (Figure 5)
- Give collaborators regular information about the progress of the study
- Help ensure complete data collection at discharge and at six months
- Respond to any questions (e.g. from collaborators) about the trial

Publication

The success of CRASH will be entirely dependent upon the collaboration of nurses and doctors in the participating hospitals. Hence, the chief credit for the study will be assigned to them in the main publications, and the collaborators from each participating centre will be named personally in the main report.

Indemnity

The CRASH trial is sponsored by the Medical Research Council (MRC) and not the manufacturers of methylprednisolone. The MRC fully accepts responsibility attached to its sponsorship of the trial, and as such, would give sympathetic consideration to claims for any non-negligent harm suffered by anyone as a result of participating in this trial.

Financial support

Medical Research Council funding covers meetings and central organisational costs only. Pharmacia Corporation are donating drug and placebo, but the design, management and finance of the study are entirely independent of them. Methylprednisolone is not a new product. Really large trials of such drugs, involving many hospitals, are important for future patients but are practicable only if those collaborating in them do so without payment (except for recompense of any minor local costs that may arise).

Supplement

The supplement shows the information leaflet for patients, relatives and friends, approved for use in the UK by the multi-centre research ethics committee.

Acknowledgements

The protocol for the CRASH trial was prepared with input and advice from of a large number of individuals and organisations and is submitted on behalf of the management group of the CRASH trial.

Competing interests

None declared

Invitation to join the trial

Click here to join the growing number of CRASH trial collaborators worldwide: [<http://www.crash.lshtm.ac.uk/invite.html>]


References

1. Jennett B, Teasdale G: **Management of head injuries**. Philadelphia. FA Davies, 1981
2. Jennett B, Bond M: **Assessment of outcome after severe brain damage**. *Lancet* 1975, **1**:480-484
3. Alderson P, Roberts I: **Corticosteroids in acute traumatic brain injury: systematic review of randomised controlled trials**. *BMJ* 1997, **314**:1855-1859
4. Bracken MB, Shepard MJ, Collins WF, et al: **A randomised controlled trial of methylprednisolone or naloxone in the treatment of acute spinal cord injury**. *N Eng J Med* 1990, **322**:1405-1411
5. Otani K, Abe H, Kadoya S, et al: **Beneficial effect of methylprednisolone sodium succinate in the treatment of acute spinal cord injury (translation of Japanese)**. *Sekitsui Sekizui J* 1994, **7**:633-647
6. Bracken MB, Shepard MJ, Holford TR, et al: **Administration of methylprednisolone for 24 or 48 hours or tirilazad mesylate for 48 hours in the treatment of acute spinal cord injury. Results of the Third National Acute Spinal Cord Injury Randomized Controlled Trial. National Acute Spinal Cord Injury Study**. *JAMA* 1997, **277**:1597-1604
7. Demopoulos HB, Flamm ES, Seligman ML: **Further studies on free radical pathology in the major central nervous system disorders: effects of very high doses of methylprednisolone on the functional outcome, morphology, and chemistry of experimental spinal cord impact injury**. *Can J Physiol Pharmacol* 1982, **60**:1415-1424
8. Anderson DK, Saunders RD, Demediuk P: **Lipid hydrolysis and peroxidation in injured spinal cord: partial protection with methylprednisolone or vitamin E and selenium**. *Central Nervous System Trauma* 1985, **2**:257-267
9. Braughler JM, Hall ED, Means ED, et al: **Evaluation of an intensive methylprednisolone sodium succinate dosing regimen in experimental spinal cord injury**. *J Neurosurg* 1987, **67**:102-105
10. Hall ED: **High dose glucocorticoid treatment improves neurological recovery in head-injured mice**. *J Neurosurg* 1985, **62**:882-887
11. Hall ED: **The neuroprotective pharmacology of methylprednisolone**. *J Neurosurg* 1992, **76**:13-22
12. Gaab MR, Trost HA, Alcantara A, et al: **Ultrahigh dexamethasone in acute brain injury. Results from a prospective randomised double-blind multi-centre trial**. *Zentralblatt für Neurochirurgie* 1994, **55**:135-143
13. Collins R, Doll R, Peto R: **Ethics of clinical trials**. In: *Williams C, ed. Introducing New Treatments for Cancer*. Chichester: John Wiley and Sons Ltd, 1991
14. Ewan PV: **Treatment of anaphylactic reactions**. *Prescribers' Journal* 1997, **37**:125-132
15. Peto R, Pike MC, Armitage P, et al: **Design and analysis of randomised clinical trials requiring prolonged observation of each patient. I. Introduction and design**. *Br J Cancer* 1976, **34**:585-612

Pre-publication history

The pre-publication history for this article can be accessed here:

<http://www.biomedcentral.com/content/backmatter/1471-227X-1-1-b1.pdf>



PATIENT ENTRY
 QUESTIONS THAT WILL BE ASKED
 WHEN YOU CALL THE RANDOMISATION SERVICE

[1] Country _____

[2] Name of hospital where patient entered _____
or give your hospital code _____

[3] Name of caller _____

[4] Patient **sex** _____ Male Female

[5] Do you know patient's **name**? Yes No — if No, go to [8]

[6] Family name: _____ [7] Given name(s): _____

[8] Patient Hospital Identification Number (if name unknown): _____

[9] Do you know patient's **date of birth**? Yes No — if No, go to [11]

[10] Date of birth: ____ / ____ / ____ — or, if not known: [11] Approximate age: _____

[12] Estimated number of hours since injury: _____

Current Glasgow Coma Scale: three questions will be asked — one or more replies must indicate an abnormality (if unable to assess, e.g. due to intubation, give most recent GCS)

[13] Eye opening:	[14] Motor response:	[15] Verbal response:
Spontaneous 4	Obeys commands 6	Orientated 5
To sound 3	Localising 5	Confused speech 4
To pain 2	Normal flexion 4	Words 3
None 1	Abnormal flexion 3	Sounds 2
	Extending 2	None 1
	None 1	

[16] This GCS is: 1 Current 2 Most recent

Pupil reactivity

[17] Left 1 Yes 2 No 3 Unable to assess

[18] Right 1 Yes 2 No 3 Unable to assess

**Now call ☎ 0800 585 323 with these answers
 and write down the treatment pack no. given at the end of the phone call**


Treatment Pack: **Box:**

Get this pack and follow the instructions on it carefully

This form need not be kept as source documentation

Figure 2

MOISTEN EDGES AND SEAL TOGETHER



EARLY OUTCOME FORM

Complete at **discharge, death in hospital, or 14 days after injury** whichever occurs first
Please **PRINT** clearly and answer **EVERY** question

Attach treatment pack label here

1. Hospital name

2. Patient details or attach a label with these details (for 6-month follow-up)

Family name: Patient identification no. (if appropriate)

Given name(s): NHS number (if appropriate)

Sex: M F Date of Birth: / / (day/month/year)

Address:

Postcode: Telephone:

3. Cause of injury: Road traffic accident Fall > 2 metres Other:

4. Outcome (please complete questions a,b,c and d)

a. Death in hospital Transferred to other acute care hospital Discharged to rehabilitation centre or nursing home Discharged home Still in this hospital now

b. Date of death, transfer or discharge: / /

If transferred give consultant name/department, and name of hospital

c.

Tick **one box** that best describes the patient's **head injury-related symptoms now** (i.e. at 14 days or prior discharge):

d. No symptoms Minor symptoms Some restriction in lifestyle but independent Dependent, but not requiring constant attention Fully dependent, requiring attention day and night Dead

FOLD

5. Management and complications (please tick **ONE** box on **EACH** line)

Yes	No	
<input type="checkbox"/>	<input type="checkbox"/>	Admitted to Intensive Care Unit If Yes , please write number of days in ICU <input style="width: 40px;" type="text"/>
<input type="checkbox"/>	<input type="checkbox"/>	Seizure
<input type="checkbox"/>	<input type="checkbox"/>	Haematemesis or melaena requiring transfusion
<input type="checkbox"/>	<input type="checkbox"/>	Wound infection with pus
<input type="checkbox"/>	<input type="checkbox"/>	Pneumonia treated with antibiotics
<input type="checkbox"/>	<input type="checkbox"/>	Other treatment with antibiotics
<input type="checkbox"/>	<input type="checkbox"/>	Neurosurgical operation
<input type="checkbox"/>	<input type="checkbox"/>	Major extracranial injury

6. Head CT scan Yes No If **No** go to section 7

Date of first head CT scan: / / Time (24 hr clock) :

Result: (please tick all that apply)

<input type="checkbox"/> Obliteration of the 3rd ventricle or basal cisterns	<input type="checkbox"/> One or more petechial haemorrhages within the brain
<input type="checkbox"/> Midline shift >5mm	<input type="checkbox"/> Cortical contusion > 1cm in diameter
<input type="checkbox"/> Intracranial haematoma - evacuated	<input type="checkbox"/> Subarachnoid bleed
<input type="checkbox"/> Intracranial haematoma - non-evacuated	<input type="checkbox"/> Normal scan

7. Trial treatment a) Loading dose: Yes No b) Hours of maintenance dose: hours (1-48)

Sections 8 and 9 are only required if the patient is alive

8. Reliable contact (Next of kin or friend)

Name:

Address:

Post code:

Tel:

9. Family doctor

Name:

Address:

Post code:

Tel:

10. Person completing form (please PRINT):

Name: Position: Date: / /

When complete fold form as indicated, stick together and post to:
CRASH Co-ordinating Centre, FREEPOST, LON14211, London WC1N 1BR OR FAX +44 (0)20 7299 4663

CRASH/O3/3/101

Figure 3

INTERNATIONAL STUDY OF RECOVERY AFTER HEAD INJURY

These questions are about changes in your lifestyle since your injury. They can be answered by you, a relative or friend, or by you both together. If you have any questions about this form, please contact Senior Nurse Nin Ritchie on 020 7299 4742. Please answer each question below by ticking one box which is true for you.

Your answers will help us improve the care of people following a head injury.

Please say who filled out this 			
<input type="checkbox"/> Patient	<input type="checkbox"/> Relative, friend or carer	<input type="checkbox"/> Patient and relative, friend or carer	
1. At present, where do you live most of the time?			
<input type="checkbox"/> In own home	<input type="checkbox"/> In hospital	<input type="checkbox"/> In residential care	
2. As a result of your injury, do you now need help in the home?			
<input type="checkbox"/> No	<input type="checkbox"/> Yes. I need some help in the home, but not every day.	<input type="checkbox"/> Yes. I need help in the home every day.	<input type="checkbox"/> I need help in the home, but not because of the injury.
3. As a result of your injury, do you now need help to shop?			
<input type="checkbox"/> No	<input type="checkbox"/> Yes. I need some help, but can go to the local shops on my	<input type="checkbox"/> Yes. I need help to shop even locally, or cannot shop	<input type="checkbox"/> I need help to shop, but not because of the injury.
4. As a result of your injury, do you now need help to travel?			
<input type="checkbox"/> No	<input type="checkbox"/> Yes. I need some help, but can travel locally on my own (e.g. by arranging a taxi).	<input type="checkbox"/> Yes. I need help to travel even locally, or I cannot travel at all.	<input type="checkbox"/> I need help to travel, but not because of the injury.
5. As a result of your injury, has there been a change in your ability to work? (or to study if you were a student; or to look after your family)			
<input type="checkbox"/> No	<input type="checkbox"/> Yes. I still work, but at a reduced level (e.g. a change from full-time to part-time, or a change in level of responsibility).	<input type="checkbox"/> Yes. I am unable to work at present.	<input type="checkbox"/> My ability to work is restricted, but not because of the injury, or I have
6. As a result of your injury, has there been a change in your ability to take part in social and leisure activities outside home?			
<input type="checkbox"/> No	<input type="checkbox"/> Yes. I take part a bit less, but at least half as often.	<input type="checkbox"/> Yes. I take part much less, or do not take part at all.	<input type="checkbox"/> My ability to take part is restricted for some other reason, not because of the injury.
7. As a result of your injury, are there now problems in how you get on with friends or relatives?			
<input type="checkbox"/> No	<input type="checkbox"/> Yes. There are occasional problems (less than once a	<input type="checkbox"/> Yes. There are frequent or constant problems.	<input type="checkbox"/> There are problems for some other reason, not because of the injury.

Thank you for your help. Please return this form in the envelope provided to:
Dr Ian Roberts, International Study of Recovery after Head Injury, University of London, LSHTM, 49-51 Bedford Square, London WC1B


Figure 4

HEAD INJURY


with impaired consciousness?

consider for the **CRASH**  trial of steroids in head injury

Eligibility



Randomisation



48-hour infusion

- ALL adults with head injury in past 8 hours and some Glasgow Coma Scale abnormality
- No clear indication for, or contraindication to steroids, in view of clinician
- *Freephone 0800 585 323* and give:
 - * Patient name and sex
 - * Birth date (if known) or approximate age
 - * Hours since injury
 - * Glasgow Coma Scale: eye opening, motor response, verbal response
 - * Pupil reactivity (Yes/No)
- CRASH pack number will be allocated: get treatment pack and follow instructions on it
- 1-hour loading infusion of 100mL (2g steroid or placebo in saline)
- 48-hour infusion of 20mL/hr: (0.4g/hour steroid or placebo for about 48 hours)

No extra tests: One single-sided outcome form, completed from hospital notes (at discharge, death in hospital, or two weeks from injury, whichever occurs first).

FOR 24-HOUR RANDOMISATION

 **0800 585 323**

Figure 5